

Plan B 4.0 - Supporting Data for Chapters 4 and 5 - Hydroelectric

[World Hydroelectric Consumption, 1965-2008](#)

GRAPH: World Hydroelectric Consumption, 1965-2008

[U.S. Hydroelectric Consumption, 1965-2008](#)

GRAPH: U.S. Hydroelectric Consumption, 1965-2008

[Hydroelectric Consumption in China, 1965-2008](#)

GRAPH: Hydroelectric Consumption in China, 1965-2008

A full listing of data for the entire book is on-line at:

http://www.earthpolicy.org/index.php?/books/pb4/pb4_data

This is part of a supporting dataset for Lester R. Brown, **Plan B 4.0:**

Mobilizing to Save Civilization (New York: W.W. Norton & Company, 2009).

For more information and a free download of the book, see Earth Policy Institute on-line at www.earthpolicy.org.

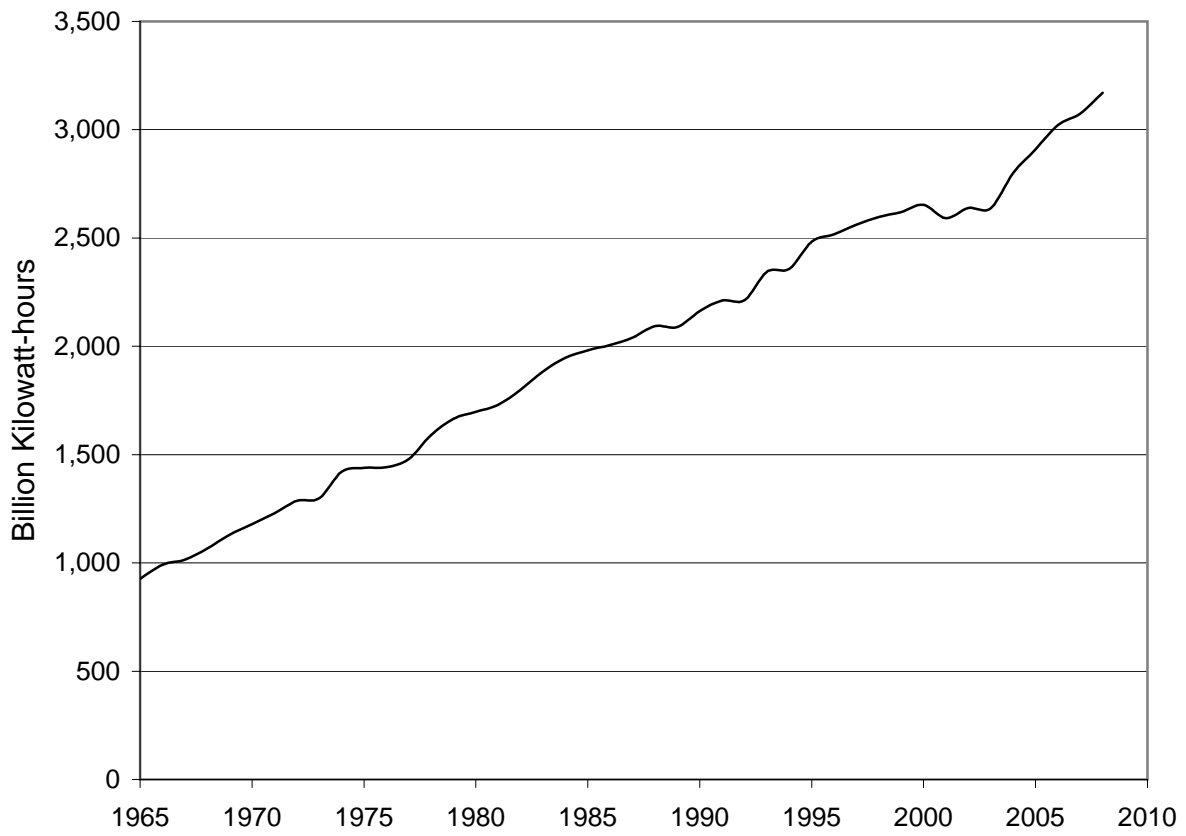
World Hydroelectric Consumption, 1965-2008

<u>Year</u>	<u>Consumption</u> Billion Kilowatt-hours
1965	926
1966	991
1967	1,015
1968	1,066
1969	1,130
1970	1,179
1971	1,230
1972	1,287
1973	1,299
1974	1,421
1975	1,440
1976	1,442
1977	1,479
1978	1,590
1979	1,665
1980	1,698
1981	1,731
1982	1,800
1983	1,884
1984	1,947
1985	1,981
1986	2,006
1987	2,040
1988	2,094
1989	2,089
1990	2,164
1991	2,211
1992	2,214
1993	2,344
1994	2,357
1995	2,484
1996	2,518
1997	2,562
1998	2,597
1999	2,619
2000	2,654
2001	2,591
2002	2,639
2003	2,637
2004	2,800
2005	2,909
2006	3,022
2007	3,075
2008	3,171

Source: BP, *Statistical Review of World Energy June 2009* (London: 2009).

This is part of a supporting dataset for Lester R. Brown, **Plan B 4.0: Mobilizing to Save Civilization** (New York: W.W. Norton & Company, 2009). For more information and a free download of the book, see Earth Policy Institute on-line at www.earthpolicy.org.

World Hydroelectric Consumption, 1965-2008



Source: BP

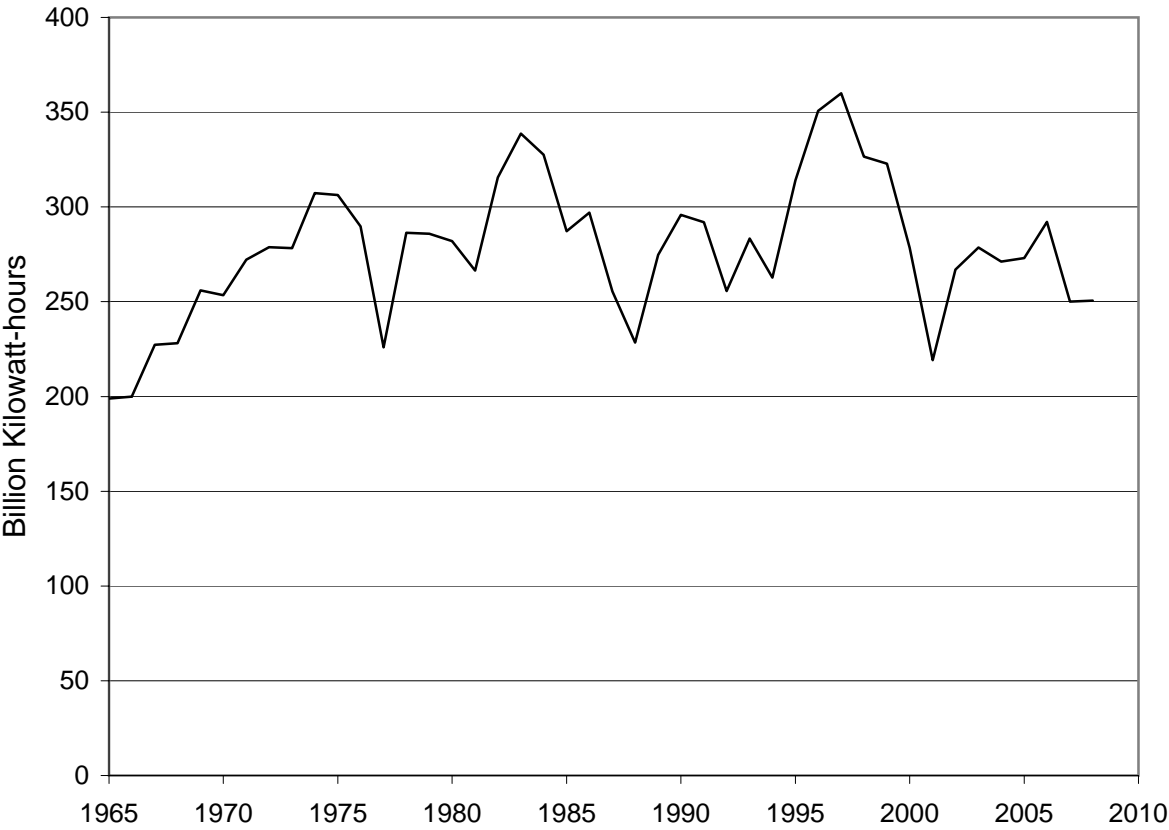
U.S. Hydroelectric Consumption, 1965-2008

Year	Consumption
	Billion Kilowatt-hours
1965	199
1966	200
1967	227
1968	228
1969	256
1970	253
1971	272
1972	279
1973	278
1974	307
1975	306
1976	290
1977	226
1978	286
1979	286
1980	282
1981	267
1982	316
1983	339
1984	328
1985	287
1986	297
1987	255
1988	228
1989	275
1990	296
1991	292
1992	256
1993	283
1994	263
1995	314
1996	351
1997	360
1998	327
1999	323
2000	278
2001	219
2002	267
2003	279
2004	271
2005	273
2006	292
2007	250
2008	251

Source: BP, *Statistical Review of World Energy June 2009* (London: 2009).

This is part of a supporting dataset for Lester R. Brown, **Plan B 4.0: Mobilizing to Save Civilization** (New York: W.W. Norton & Company, 2009). For more information and a free download of the book, see Earth Policy Institute on-line at www.earthpolicy.org.

U.S. Hydroelectric Consumption, 1965-2008



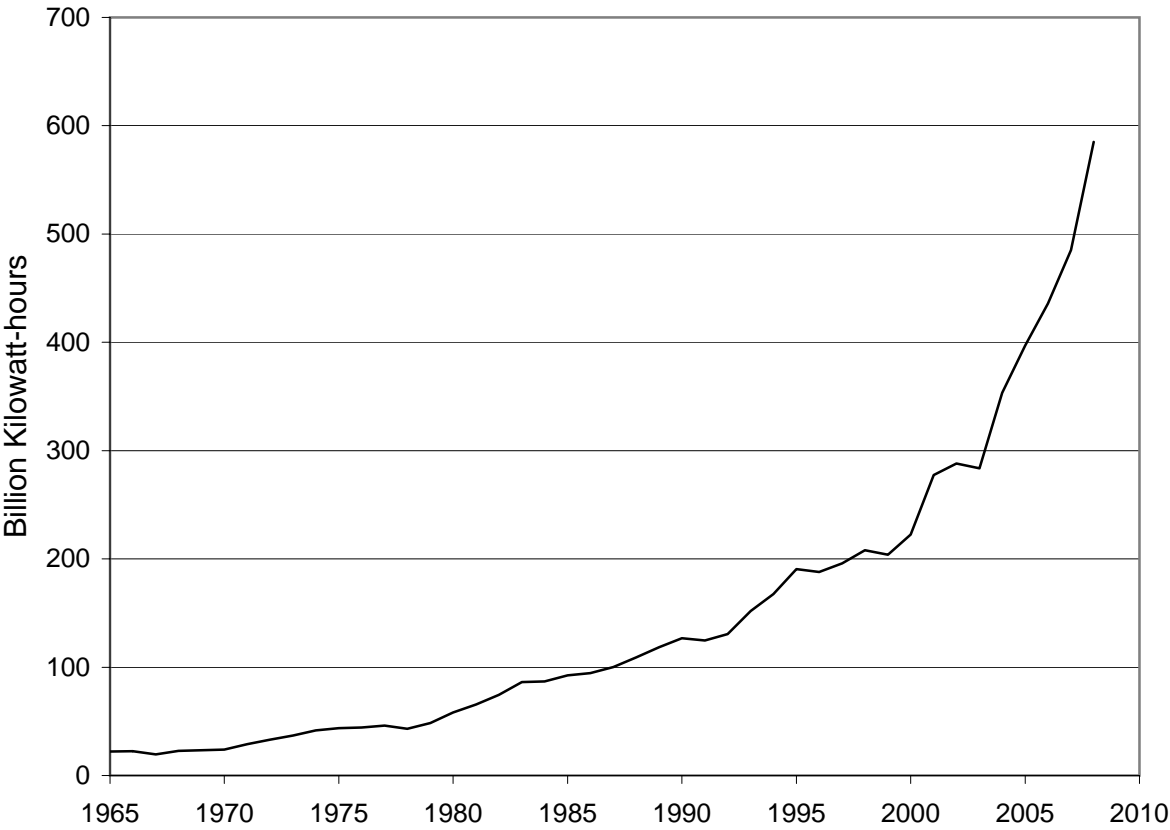
Source: BP

Hydroelectric Consumption in China, 1965-2008

Year	Consumption
	Billion Kilowatt-hours
1965	22
1966	22
1967	19
1968	23
1969	23
1970	24
1971	29
1972	33
1973	37
1974	42
1975	44
1976	44
1977	46
1978	43
1979	49
1980	58
1981	66
1982	74
1983	86
1984	87
1985	92
1986	95
1987	100
1988	109
1989	118
1990	127
1991	125
1992	131
1993	152
1994	167
1995	191
1996	188
1997	196
1998	208
1999	204
2000	222
2001	277
2002	288
2003	284
2004	354
2005	397
2006	436
2007	485
2008	585

Source: BP, *Statistical Review of World Energy June 2009* (London: 2009).

Hydroelectric Consumption in China, 1965-2008



Source: BP